

# JQX-115F-H

# MINIATURE HIGH POWER RELAY



File No.:E133481



File No.:15008



File No.:116934

File No.:CQC02001001951



## Features

- \* High Sensitive 0.25 W
- \* Low height 15.7 mm
- \* 1 pole configurations
- \* 5KV dielectric coil to contacts
- \* Creepage distance 10mm
- \* Sealed & unsealed type available

## CONTACT DATA

Contact Arrangement	1A, 1B, 1C
Initial Contact Resistance Max.	50mΩ(at 1A 6VDC)
Contact Material	Silver Alloy
Max. switching voltage	440VAC
Max. switching current	10A
Max. switching power	2500VA
Contact Rating (Sensitive coil)	10A 250VAC
Mechanical life	1 x 10 <sup>7</sup> OPS (72,000 ops/hour)
Electrical life	1 x 10 <sup>5</sup> OPS (360 ops/hour)

## COIL

Coil power	0.25W
------------	-------

## COIL DATA

Nominal Voltage VDC	Pick-up Voltage VDC	Drop-out Voltage VDC	Coil Current (at 20°C) mA	Coil Resistance Ω(at 20°C)
5	3.75	0.5	50.0	100 ± 10%
6	4.50	0.6	41.7	144 ± 10%
12	9.00	1.2	20.8	576 ± 10%
18	13.50	1.8	13.9	1,296 ± 10%
24	18.00	2.4	10.4	2,304 ± 10%
48	36.00	4.8	5.4	9,216 ± 15%
60	45.00	6.0	4.7	12,857 ± 15%

## CHARACTERISTICS

Initial Insulation Resistance	1000MΩ, 500 VDC	
Dielectric Strength	Between coil and Contacts	5000VAC 1min.
	Between open contacts	1000VAC 1min.
Operate time (at nomi. Volt.)	7ms	
Release time (at nomi. Volt.)	3ms	
Temperature rise (at nomi. Volt.)	Max. 55°C	
Shock Resistance	Functional	100 m/s <sup>2</sup>
	Destructive	1000 m/s <sup>2</sup>
Vibration Resistance	10 to 150Hz 10g/5g	
Humidity	35% to 85%	
Ambient temperature	-40°C to +85°C	
Termination	PCB	
Unit weight	13.5g	
Construction	Sealed & Unsealed	

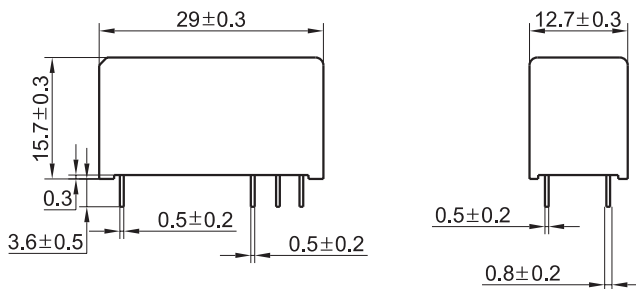


## ORDERING INFORMATION

Type	<b>JQX-115F-H / 012</b>	<b>1H</b>	<b>S</b>	<b>3</b>
Coil voltage	5,6,12,24,48,60VDC			
Contact arrangement	1H:1 Form A 1D:1 Form B 1Z:1 Form C			
Structure	Nil: Unsealed S: Sealed			
Version	1: 3.5mm 1 pole, 2: 5.0mm 1 pole, 3: 5.0mm 1 pole			

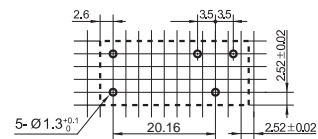
## OUTLINE DIMENSIONS, WIRING DIAGRAM AND PC BOARD LAYOUT

Outline Dimensions

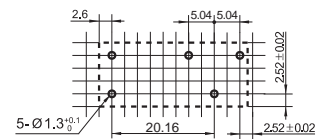


PCB layout

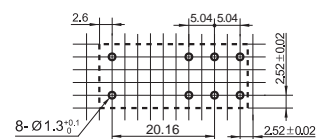
3.5mm 1 Pole



5mm 1 Pole



5mm 1 Pole

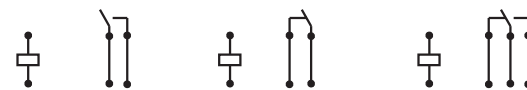


Wiring Diagram

3.5/5mm 1 Pole (JQX-115F-H/ - - -1)  
(JQX-115F-H/ - - -2)

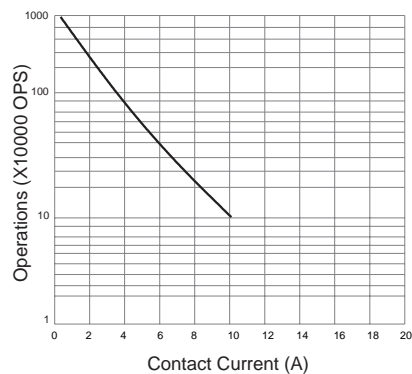


5mm 1 Pole (JQX-115F-H/ - - -3)



## CHARACTERISTICS CURVE

LIFE CURVE



COIL OPERATING RANGE(DC)

